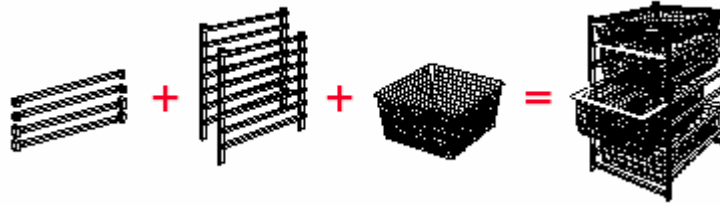





# elfa® Basket Drawer Systems Work Sheet








elfa® drawer units consist of a frame and drawers that slid into the frame. The width of your frame is determined by the size of the crossbar you select – x-narrow, narrow, medium or wide. All frames are 21” from front to back. Both frames and drawer features an epoxy-bonded finish that lasts lifetime.

The number of the runners in a frame determines the number of drawers the frame can accommodate. Drawers are available in 1,2, or 3 runner depths. For example, a 10 runner frame can accommodate five 2 runner drawers, or two 2 runner drawers and two 3 runner drawers.

<b>elfa® frames</b> <small>all frames 21" front to back</small>	<b>X Narrow</b> <b>10" wide</b>	<b>Narrow</b> <b>14" wide</b>	<b>Medium</b> <b>18" wide</b>	<b>Wide</b> <b>22" wide</b>
<b>4Runner Frame</b>  17 ½" High	_____	_____	_____	_____
<b>7Runner Frame</b>  29" High	_____	_____	_____	_____
<b>10Runner Frame</b>  41" High	_____	_____	_____	_____

Then Select the drawers that correspond to the width and height of your frame.

<b>elfa® frames</b> <small>all frames 21" front to back</small>	<b>X Narrow</b> <b>9" wide</b>	<b>Narrow</b> <b>12 7/8" wide</b>	<b>Medium</b> <b>16 7/8" wide</b>	<b>Wide</b> <b>20 3/4" wide</b>
<b>1 -Runner</b>  <b>3 1/4" Deep</b>	_____	_____	_____	_____
<b>2-Runner</b>  <b>7 1/4" Deep</b>	_____	_____	_____	_____
<b>3-Runner</b>  <b>11 1/4" Deep</b>	_____	_____	_____	_____
<b>Flat Shelf</b> 	_____	_____	_____	_____
<b>Shoe Shelf</b> 	_____	_____	_____	_____

1- Runner Drawer – the 1 Runner drawer is one of the most popular depths. It works best for small or flat items so it's ideal for underwear, lingerie, socks, t-shirts and accessories. (or spices and small vegetables)

2-Runner Drawer – the 2 runner drawer is our best selling depth because it's so versatile. It's perfect for t-shirts, jeans, and sweaters. The medium 2 runner drawer will accommodate 10 men's folded shirts.

3-Runner Drawer- the 3 runner drawer for thick sweaters, workout clothes and bulkier items such as blankets, pillows and comforters. (perfect for larger cereal boxes)

Flat shelf – the flat shelf pulls out so you can easily reach folded items like linens, or t-shirts. The number of runners occupied will be determined by the height of the items to be placed on the shelf. It can also be used as a top to the unit.

Shoe Shelf – the shoe shelf pulls out so your shoes are visible and easily accessed. Each shelf requires two runners of space. The narrow holds three pairs of women's shoes or men's shoes; the medium holds five pairs of women's shoes or four pairs of men's; the wide holds six pairs of women's shoes and five pairs of men's. (also can be used for wine or pop bottles)



Also available – melamine tops or a butcher's block top.